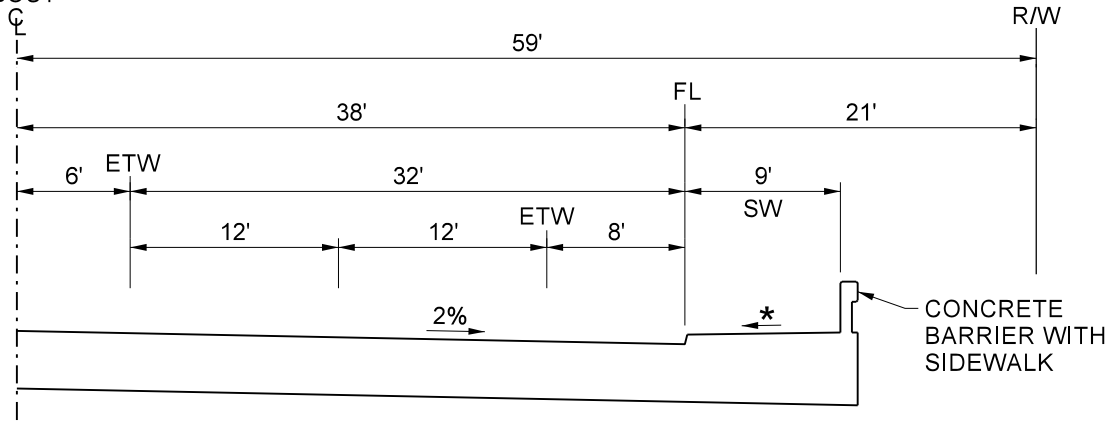
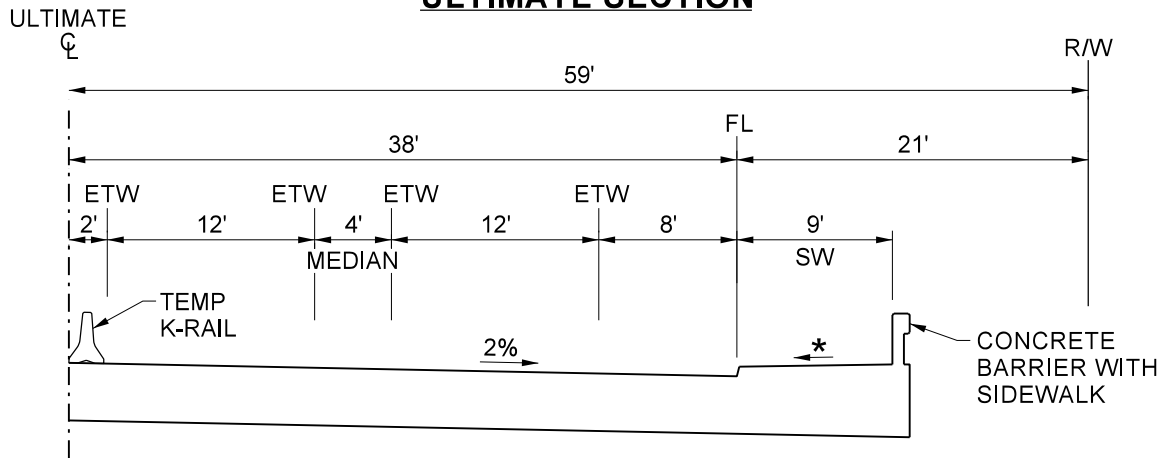


SYMMETRICAL ABOUT



ULTIMATE SECTION



2 LANES

INTERIM STRIPING LAYOUT
(INITIAL PHASE)

* CROSS SLOPE OF SIDEWALK SHALL BE 1.5% (2.00% MAX AS-BUILT)

NOTES:

1. ULTIMATE TYPICAL BRIDGE SECTIONS TO BE CONSISTENT WITH THE APPROACH ROAD SECTION AS APPROVED BY THE TRANSPORTATION DEPARTMENT.
2. BRIDGE TYPE TO BE APPROVED BY THE TRANSPORTATION DEPARTMENT.
3. CURBED MEDIAN TO BE USED ONLY WHEN APPROACHING HIGHWAY HAS A RAISED MEDIAN. MEDIAN WIDTH MAY VARY WITH RAISED CURB.
4. MEDIAN WIDTH SUBJECT TO VARIATION DEPENDING ON INTERSECTION PROXIMITY.
5. RAISED SIDEWALK TO BE PROVIDED. NON-SIDEWALK CONCRETE BARRIER TO BE USED ONLY IF APPROVED BY THE DIRECTOR OF TRANSPORTATION.
6. CONCRETE BARRIER SHALL BE TO CALTRANS STANDARDS OR AS APPROVED BY THE DIRECTOR OF TRANSPORTATION.
7. REFER TO COUNTY OF RIVERSIDE BRIDGE DESIGN MANUAL FOR ADDITIONAL INFORMATION.


NOT TO SCALE

PREPARED UNDER THE SUPERVISION OF:

Mark Lancaster

11/30/22
DATE

DIRECTOR OF TRANSPORTATION
MARK LANCASTER, P.E.



COUNTY OF RIVERSIDE

**MAJOR
HIGHWAY BRIDGE**

STANDARD No. 118

REVISION	DESCRIPTION	MARK	DATE	APPROVED