


LIGHT POLE TABLE			
ROADWAY CLASSIFICATION	POLE HEIGHT	LUMINAIRE MOUNTING HEIGHT	POLE SPACING
36' LOCAL	23' +/-	26' +/-	200' STAGGERED
40' LOCAL			
44' ENHANCED LOCAL			
44' COLLECTOR			
56' INDUSTRIAL COLLECTOR	28' +/-	31' +/-	
64' SECONDARY	31' +/-	34' +/-	
76' MAJOR			
86' ARTERIAL			
110' URBAN ARTERIAL			


LIGHT-EMITTING DIODE (LED) LUMINAIRE TABLE		
ROADWAY CLASSIFICATION	HPSV EQUIVALENT 4000K CT LED	HPSV EQUIVALENT 3000K CT LED
36' LOCAL	50 W	50 W
40' LOCAL	70 W	
44' ENHANCED LOCAL	100 W	
44' COLLECTOR	100 W	100 W
56' INDUSTRIAL COLLECTOR	150 W	
64' SECONDARY	150 W	150 W
76' MAJOR	250 W	
86' ARTERIAL	250 W	200 W
110' URBAN ARTERIAL	310 W	

**GENERAL NOTES:**

1. STREET LIGHT POLE SHALL BE TAPERED OCTAGONAL CONCRETE POLE APPROVED BY SCE. ALTERNATE POLE TYPE/MATERIAL SHALL BE APPROVED BY SCE AND THE DIRECTOR OF TRANSPORTATION DEPARTMENT.
2. 3000 CT LED LUMINAIRE APPLIES TO AREA WITHIN 30-MILE RADIUS OF MT. PALOMAR.
3. SEE ORDINANCE 348 AND 655 ON LIGHT POLLUTION REGULATION ON PRIVATE LIGHTING.

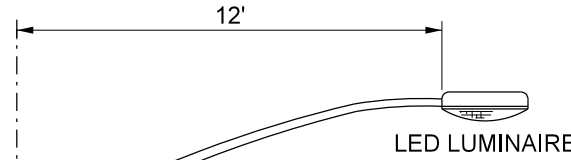
NOT TO SCALE

PREPARED UNDER THE SUPERVISION OF:  
  
 11/30/22  
 DATE  
 DIRECTOR OF TRANSPORTATION  
 MARK LANCASTER, P.E.



COUNTY OF RIVERSIDE  
**STREET LIGHTING**  
**(Southern California Edison (SCE) Electric Serving Area)**  
 STANDARD No. 1000 (1 OF 3)

REVISION DESCRIPTION	MARK	DATE	APPROVED



LIGHT POLE TABLE		
ROADWAY CLASSIFICATION	POLE TYPE / HEIGHT	LED
36' LOCAL	CALTRANS TYPE 15 30'	31 W
40' LOCAL		39 W
44' ENHANCED LOCAL		58 W
44' COLLECTOR		98 W
56' INDUSTRIAL COLLECTOR		149 W
64' SECONDARY	CALTRANS TYPE 21 35'	
76' MAJOR		
86' ARTERIAL		
110' URBAN ARTERIAL		

TYPE 15/21  
STANDARD PER  
CALTRANS  
STANDARD  
PLAN ES-6A

HAND HOLE AND  
ANCHORAGE  
DETAIL PER  
CALTRANS  
STANDARD  
PLAN ES-7M

CIDH PILE  
FOUNDATION  
PER CALTRANS  
STANDARD  
PLAN ES-7N

**GENERAL NOTES:**

1. STREET LIGHT POLE, LUMINAIRE ARM, AND FOUNDATION SHALL CONFORM TO CALTRANS STANDARD PLANS AND SPECIFICATIONS. ALTERNATE POLE TYPE/MATERIAL SHALL BE APPROVED BY SCE AND THE DIRECTOR OF TRANSPORTATION DEPARTMENT.
2. POLE SPACING IS 200' STAGGERED.
3. LED WATTAGE IS SUBJECT TO CHANGE BY IID.
4. SEE ORDINANCE 348 AND 655 ON LIGHT POLLUTION REGULATION ON PRIVATE LIGHTING.


NOT TO SCALE

PREPARED UNDER THE SUPERVISION OF:

*Mark Lancaster*

11/30/22  
DATE

DIRECTOR OF TRANSPORTATION  
MARK LANCASTER, P.E.

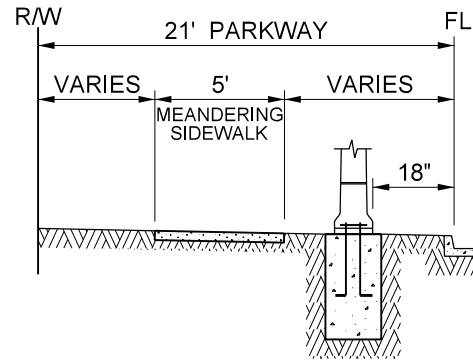
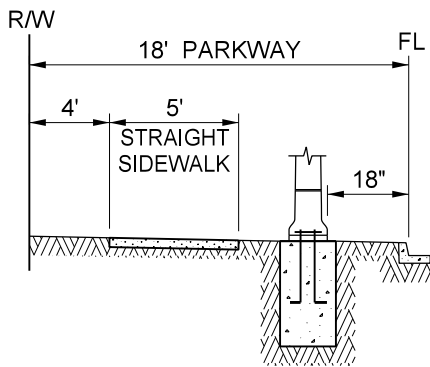
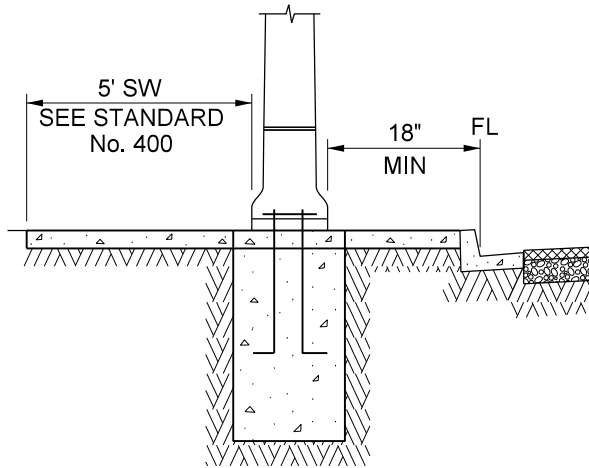


COUNTY OF RIVERSIDE

**STREET LIGHTING**  
**(Imperial Irrigation District**  
**(IID) Electric Serving Area)**

**STANDARD No. 1000 (2 OF 3)**

REVISION DESCRIPTION	MARK	DATE	APPROVED



### **SIDEWALK SECTIONS**

**NOTE:**

1. WHEN ABUTTING SOIL HAS A HIGH SULFATE CONTENT, USE A MODIFIED CONCRETE MIX AND PLACE 6" MIN CLASS 2 AGGREGATE BASE AND 6 MIL PLASTIC SHEETING UNDER AND AROUND ALL SIDES OF CONCRETE IMPROVEMENTS. FOR EXPANSIVE SOIL, PLACE 6" MIN CLASS 2 AGGREGATE BASE UNDER CONCRETE IMPROVEMENTS AS DIRECTED BY THE ENGINEER. SEE SPECIFICATIONS SECTIONS 16.03 & 16.04 AND STANDARD No. 401 FOR REFERENCE.

NOT TO SCALE


PREPARED UNDER THE SUPERVISION OF:

*Mark Lancaster*

11/30/22

DIRECTOR OF TRANSPORTATION  
MARK LANCASTER, P.E.

DATE



COUNTY OF RIVERSIDE

**STREET LIGHTING**

**STANDARD No. 1000 (3 OF 3)**

REVISION	DESCRIPTION	MARK	DATE	APPROVED