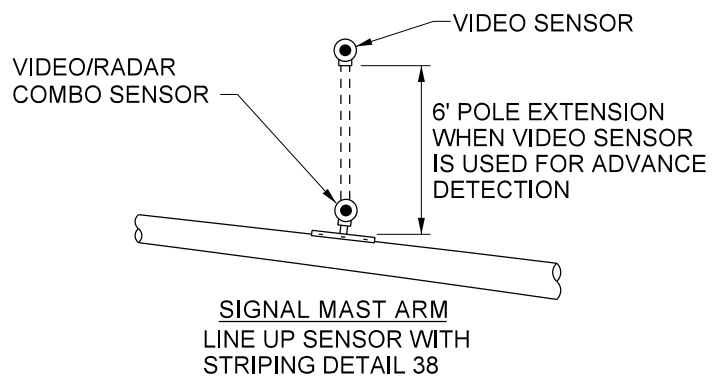
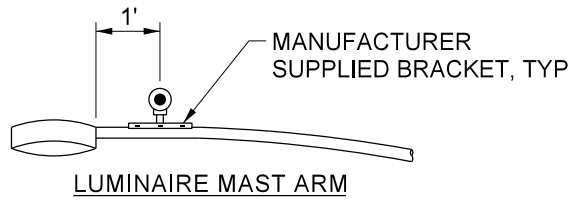


VIDEO/RADAR DETECTION ZONE DETAIL




SENSOR MOUNTING DETAIL

ADVANCE AND MID-DETECTION ZONES SETBACK DISTANCE FROM LIMIT LINE

SPEED	SETBACK	
	ADVANCED	MID (FT)
25 MPH	105'	-
30 MPH	140'	-
35 MPH	185'	100'
40 MPH	230'	120'
45 MPH	285'	150'
50 MPH	345'	180'
55 MPH	405'	210'
60 MPH	475'	245'
65 MPH	550'	280'

NOT TO SCALE

PREPARED UNDER THE SUPERVISION OF:

 11/30/22
 DATE
 DIRECTOR OF TRANSPORTATION
 MARK LANCASTER, P.E.



COUNTY OF RIVERSIDE
VIDEO/RADAR DETECTION DETAIL
 STANDARD No. 1205

REVISION	DESCRIPTION	MARK	DATE	APPROVED